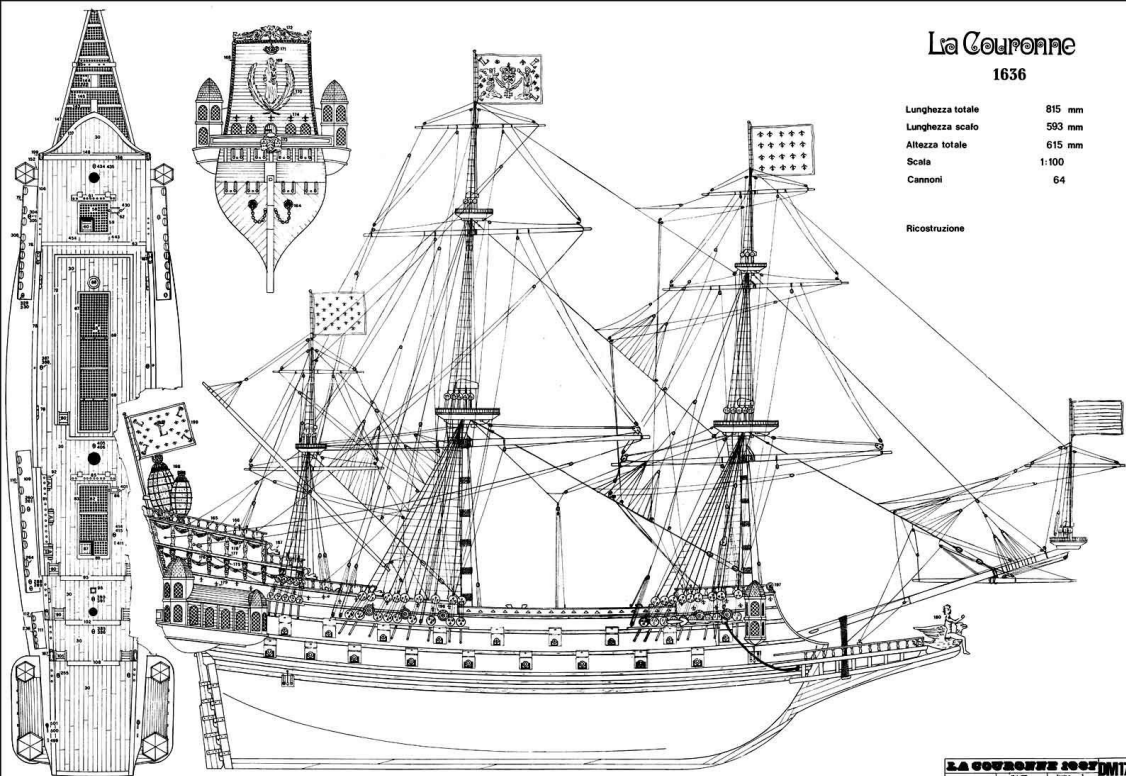


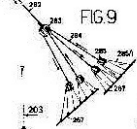
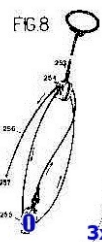

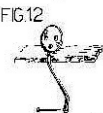

# La Couronne

1636

Lunghezza totale 815 mm  
Lunghezza scalo 593 mm  
Altezza totale 615 mm  
Scala 1:100  
Cannoni 64


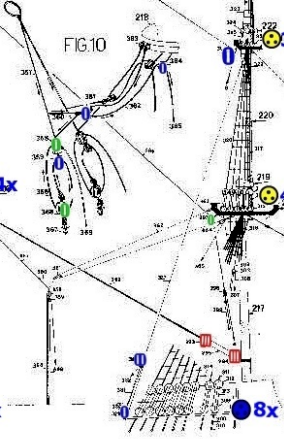
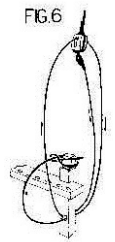
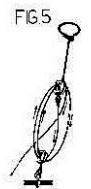
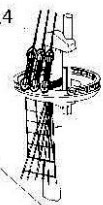
Ricostruzione





FIG

	DD2,5
	DD3,5
	SB1/3
	SB1/4
	DB2/3
	TB3/3
	TB3/5
	RB8



SCALA 1:2

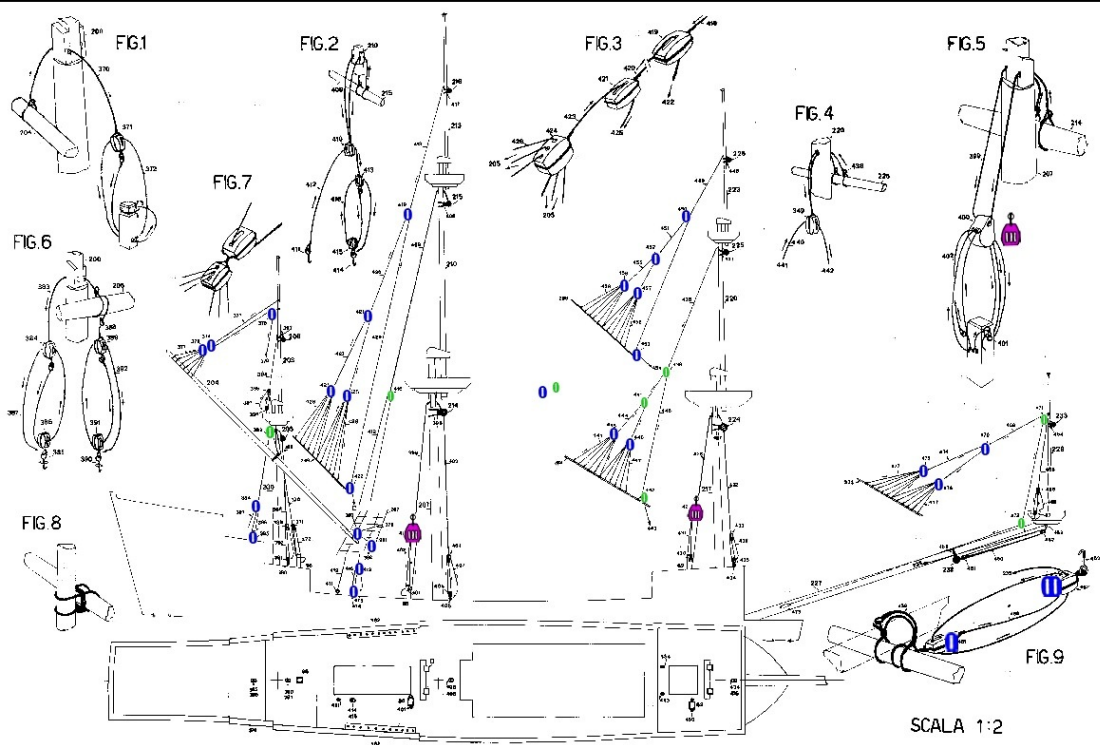


FIG. 1

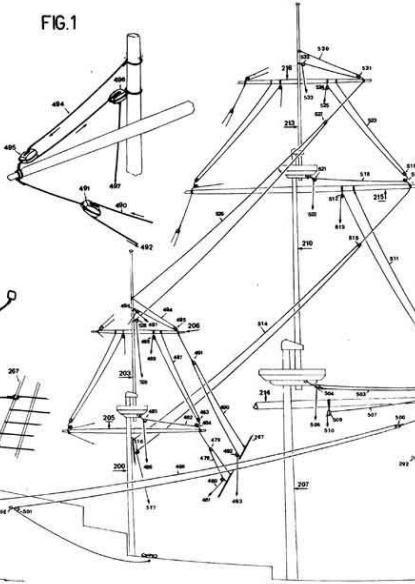


FIG. 2

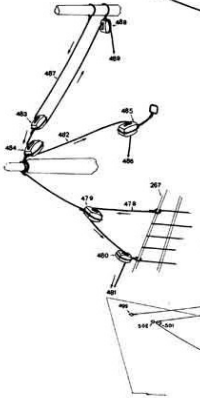


FIG. 3

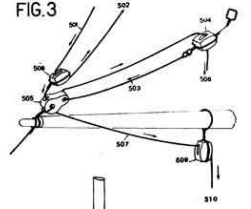


FIG. 4

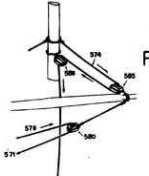
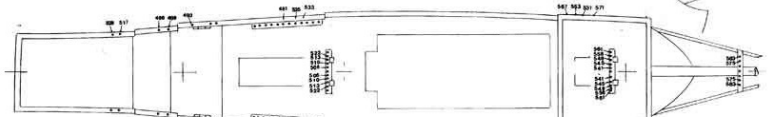
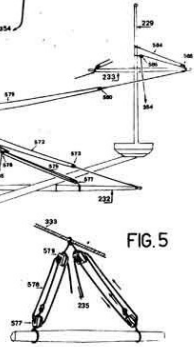
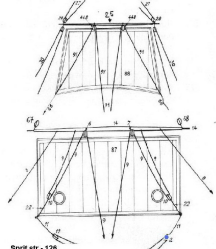


FIG. 5





Sprit str. 126  
Fig. 196 - Vele e relative manovre del bompresso.

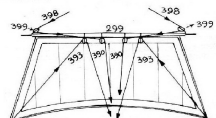
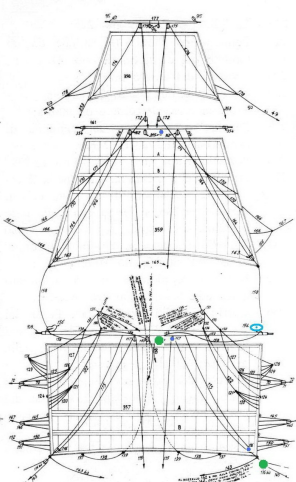
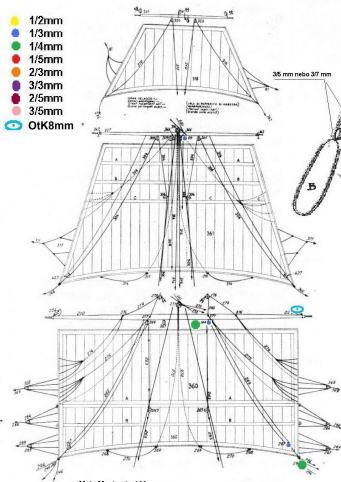


Fig. 216 - Vela (e relative manovre) di contro-mozza.



Fore Mast - str. 113  
Fig. 198 - Vele e relative manovre dell'albero di Autocostata.

- 1/2mm
- 1/3mm
- 1/4mm
- 1/5mm
- 2/3mm
- 3/3mm
- 2/5mm
- 3/5mm
- Ø1K8mm



Main Mast - str. 114  
Fig. 200 - Vele e relative manovre dell'albero maestro.

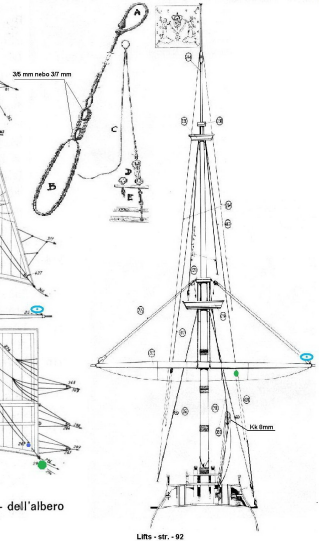


Fig. 187 (a sinistra) pontone maestro e di.  
Fig. 189 - Vele e relative manovre dell'albero di Autocostata.  
Fig. 192 - Vele e relative manovre dell'albero di Autocostata.



Imbrogli

Bracci

Mantigli

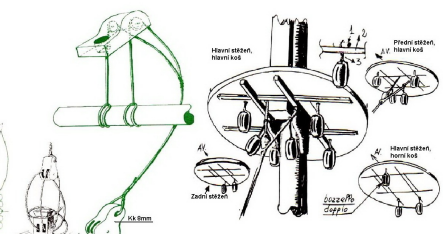
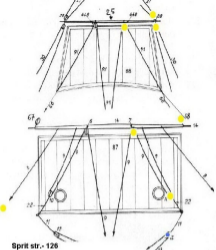


Fig. 187 (a sinistra) pontone maestro e di.

Vaisseau Français de 1636



Sprit str. 126  
 Fig. 199 - Vele - e relative manovre - del bompresso.

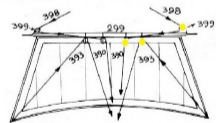
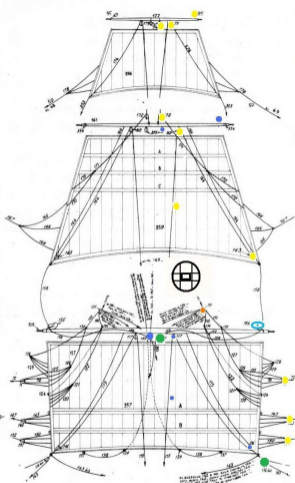
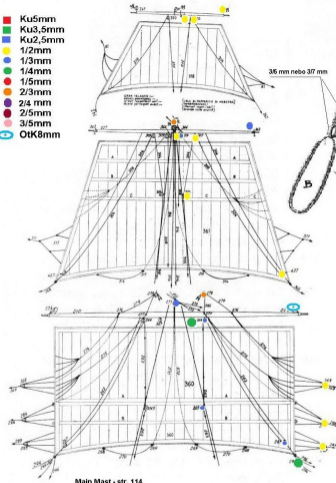


Fig. 216 - Vela (e relative manovre) di controzzena.

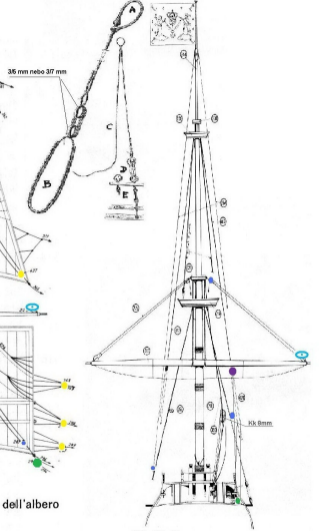


Fore Mast - str. 113  
 Fig. 198 - Vele - e relative manovre - dell'albero di trinchetto.

- Ku5mm
- Ku3,5mm
- Ku2,5mm
- 1/2mm
- 1/3mm
- 1/4mm
- 1/5mm
- 2/3mm
- 2/4 mm
- 2/5mm
- 3/5mm
- O Otk8mm



Main Mast - str. 114  
 Fig. 200 - Vele - e relative manovre - dell'albero maestro.



Lifts - str. 92



La Couronne., Vascello Francese - 1636 -

Vaisseau Français du 1636

French Vessel of 1636



Fransösisches Kriegschiff  
aus dem Jahre 1636

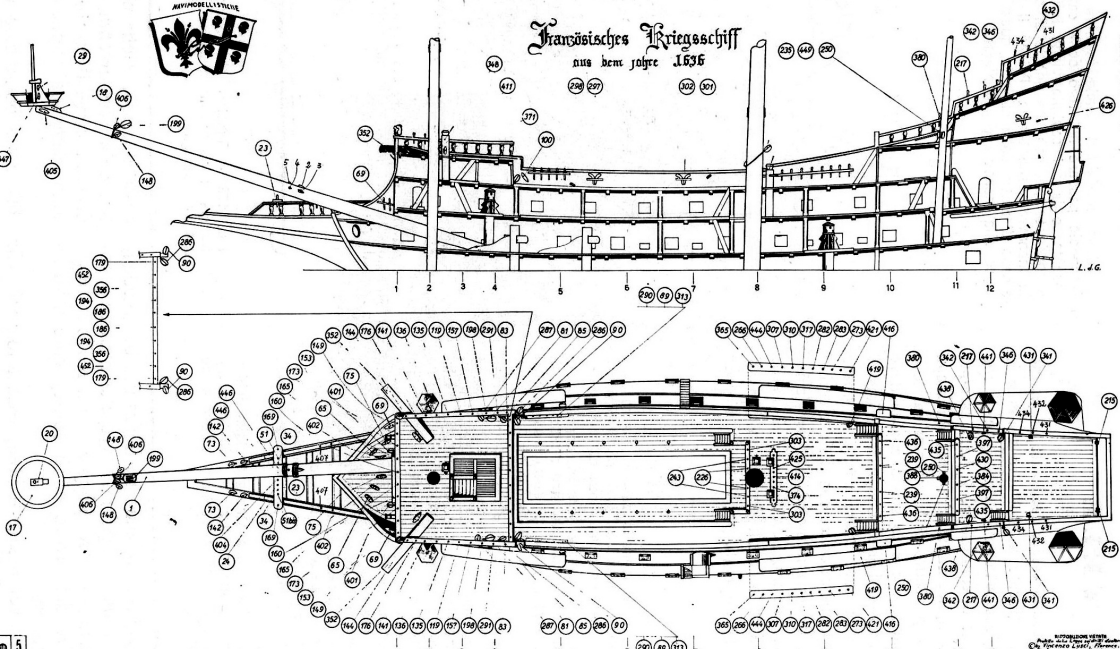


Foto: "L'Espresso" - marzo 1971 - n. 112 - p. 122 - L. J. G. - Milano - per le informazioni leggere e per i disegni di dettaglio.



Fransösisches Kriegsschiff  
aus dem Jahre 1636

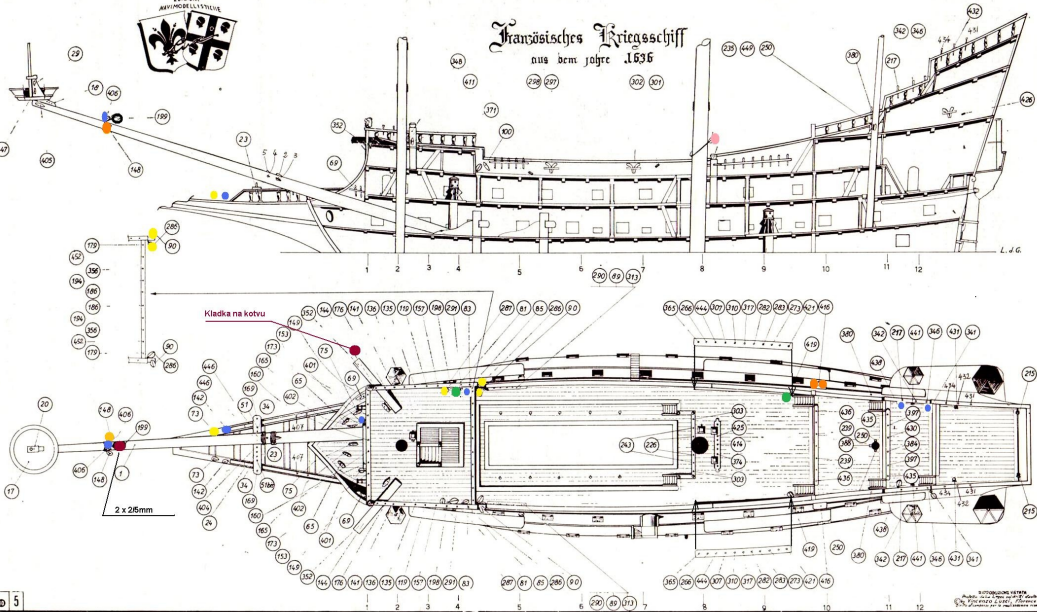


Tavola IV - Sezione e pianta dello scafo, che mostra dove si attestano le varie manovre dell'attrezzatura velica. Dal piano costruttivo Edizione Lusci - Firenze.

This drawing is a reproduction of the original drawing of the French vessel "La Couronne" (1636) from the "Archives de la Marine" in Paris. The drawing is a technical drawing of a ship's hull and deck, showing the rigging and masts. The drawing is signed "L. d. G." at the bottom right. The drawing is a reproduction of the original drawing of the French vessel "La Couronne" (1636) from the "Archives de la Marine" in Paris. The drawing is a technical drawing of a ship's hull and deck, showing the rigging and masts. The drawing is signed "L. d. G." at the bottom right.